

# Christchurch Society of Woodturners

## e - newsletter

## September 2023

### August Meeting Report – A Splash of Colour

Many thanks to Paul for deftly guiding us through the sometimes thorny issue of using colour in woodturning – and whether it represents an enhancement or hindrance to displaying the natural qualities of the wood. Acrylic paints, stains, marker pens and gilt paste were among the products used on the night - and as always Rick has produced an excellent summary which can be found on the website.



### Appraisal / Display Table



Alan Brooks

John Yale

Bill Gibson



Rick Patrick



Paul Reeves




Ian McClure



John Bolt



Andy Ogilvie



And four from Rhob Williams – who proved he can also play the instrument on the club night!

## Internet

This month's suggestions from Vic.

If you find a woodturning related website you would like to recommend to others please forward the link to Andy (address at the foot of this newsletter).

Woodturner Glenn Lucas

<https://www.glennlucaswoodturning.com>

DIY Indexing Plate for the lathe.

<https://youtu.be/axQCooNSmiw>

Preparing wood for turning.

<https://woodworkersinstitute.com/techniques/2022/04/rough-turning-and-finishing-bowls/>

Hollow Forms


<https://www.woodmagazine.com/woodworking-how-to/woodworking-scrolling-carving/peek-into-hollow-turning>

## From Nick Gosden's Workshop

Nick thought you might like to see how he was able to repair and refit a grinding mill. The problem was how to centre it up - with a big hole at both ends and without splitting it – to enable him to re-turn the bottom to fit the new mechanism.

How many of us have promised ourselves we will make a lathe steady? Plans are readily available on line, rather than spending all your turning allowance on a shop bought item. Old roller-blade wheels are pretty ideal – don't be shy, raid the ones your grandchildren left in your garage!

On this occasion it gave Nick the option to hold and centre his work whilst completing the refurbishment.



## Makin' Shavin's

Paul Reeves pleases the crowd at Ellingham by making long trails of wood shavings from a wettish bowl blank – but David Jenner shows real skill by catching the shavings in his pocket whilst hollowing a decent sized bowl!



## Introducing

Bob Randall is a recent recruit to the CSW committee. He has a professional background in woodworking having trained as a coach-builder and 17 years of experience as a fit-out carpenter and trainer for Sunseeker. He now manages a workshop for Prop Options, having been head-hunted partly as a result of his turning expertise (I'm tempted to say "need a cake-stand anyone?" but that would insult Bob's knowledge of a range of technical woodworking machinery). All of which, plus being busy with a young family, means that Bob struggles to find time to do much turning for pleasure! He always fancied a go at woodturning and the desire to make a wooden rose for an anniversary present provided the catalyst for a lathe purchase 11 years ago. He uses an Axminster SWL1400 lathe in a dedicated, well-equipped workshop. He is very pleased with the recent purchase of a Pro Edge sharpener. He likes using Yew, Beech and Ash with Walnut to provide aesthetic contrast, and enjoys the challenge of a glue-up piece. Motorbikes rather than cars float his boat and he has progressed from an initial '99 NSR 125 to a Honda VFR 800. Bob enjoys outdoor activities and can be regularly seen on his (electric) bike working off his favourite pizza or curry on his way to work.

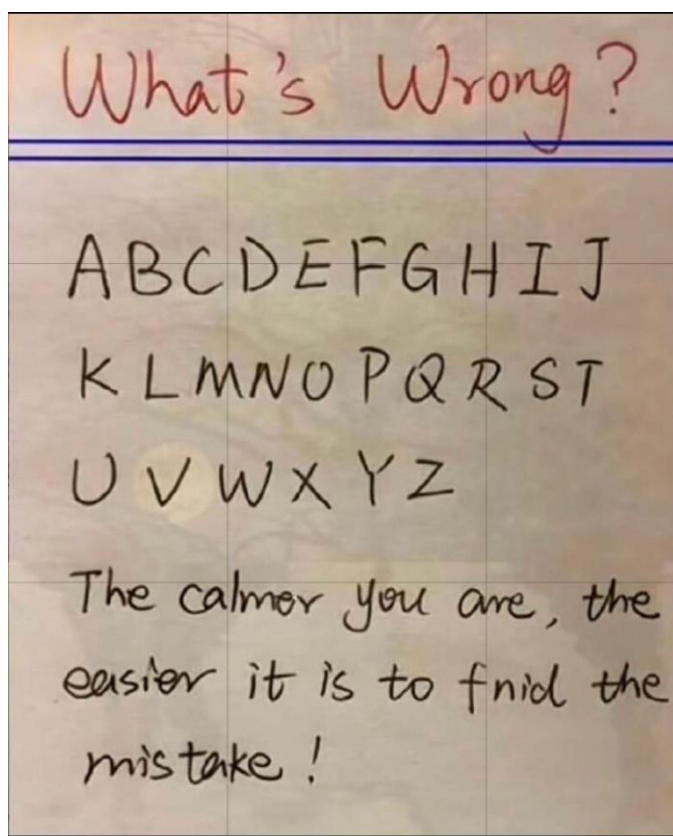


Cake stands for work, honours board and wedding gift commissions completed, some carving, pyrography, some fun and a few personal items showing a wide range of skilful woodworking and turning.



**Pick of this month's pics**

One for the youngsters in your life, one to challenge the grey matter, one 'careful what you wish for', and one from the club archives to show where you can get your drink in this hot weather!?



**Contributions** to this e-newsletter are very welcome as are suggestions and comment. I am particularly interested in the story of projects which members have taken on. Please take a couple of photos, scribble down some background notes and I'll put it all together for the newsletter.

Editor: Andy Ogilvie [e-news@christchurchwoodturners.org.uk](mailto:e-news@christchurchwoodturners.org.uk)