

Christchurch Society of Woodturners

e - newsletter

June 2023

Meeting Report

Thanks to Paul for his demonstration of various techniques and hints for turning a bowl from a plank. 'Fail to prepare, prepare to fail' they say – except in Paul's case he had prepared beautifully – but then looked at the wrong plan and wondered why the angles for his crucial cuts were not correct! Ah, the pleasures of live demos! The Chairman got it wrong too – as 'bowl from a plank' is NOT a competition for the next meeting, but have a go anyway and bring your effort to the next meeting please. Rick is producing a resume of the demo for the website, where there is now an impressive catalogue of demo topics for you to peruse.

The meeting also saw the trialling of a two-stack screen image which seemed very effective and popular – made possible by the club's new gantry and a bit of techie knowhow from Ian Wright.



Below is my effort at following Paul's demo – from 195x195x22 plank to 185x75 bowl.



Competition Results - A hollow pot with a finial lid 'Inspired by Les Thorne' – Table A



1st Alan Brooks



2nd Nick Jazwinski



3rd Trevor Elliott



4th Andy Ogilvie



5th Paul Reeves

Competition Results - A hollow pot with a finial lid 'Inspired by Les Thorne' – Table B



1st David Patrick



2nd Rob Williams



3rd Joe Van Wyk



4th Nigel Batten

Appraisal / Display Table



Rob Williams



Geoff Beddoe



Paul Reeves

Rick Patrick



Julian Hellebrand



Trevor Elliott



Andy Ogilvie

Vic's Internet Suggestions

Ebonising Wood

<https://turnawoodbowl.com/5-magical-ebonizing-wood-tricks-how-to-techniques-recipes/>

Seal A Wooden Mug To Make It Food Safe

<https://mywoodworkingguru.com/seal-a-wooden-mug-to-make-it-food-safe/>

Woodturned Wonders

<http://woodturnedwonders.com/index.htm>

Tips for Turners

https://www.woodmagazine.com/woodworking-tips/techniques/skills/tested-woodturning-tips?mode=step_by_step


From Paul Reeves' Workshop

From time to time the club gets a request to help someone with a bit of turning or a repair, and a recent request was typical – help with restoring a small handcrafted jewellery box made for an actress for her dressing room. The dovetail joints had stood the test of time but an 8mm dia drawer knob had been broken. Paul was able to make a new one but then had the challenge of matching the white paint insert, eventually settling on an acrylic titanium white with a spot of yellow in it.



Your challenge is to spot which one of the knobs has been replaced!

Had the job been a bit larger perhaps Paul could have used this monster lathe built for the United States Government in 1919, which is 62 feet long and has a 32 inch swing. He's going to need a bigger workshop!



Side view of the "Oliver" No. 18-A Special Lathe, 32-inch swing, bed 62 feet long—designed and built in 1919 for the United States Government—the flexible designs and unlimited versatile uses of this Lathe are positive proof of the many desirable features incorporated.

June / July Events

Charnwood Roadshow at Yandles 10 June

West's Wood Fair, near Chichester 16-18 June

Chairman's Garden Party – Sat afternoon 8th July. Save the date, details to follow by email

Mudford Arts Festival, Sat / Sun 29/30th July

Committee Update

I am delighted to tell you that Bob Randall and Peter Fraser have been co-opted onto the committee with the brief to assist with competition and display tables, to develop a Facebook group for CSW members' use and to assist with the AV presentations and developments.

Introducing (Part 2)


The continuing story of two members, Geoff Beddoe and David Patrick, who share a workshop.

Sharing a workshop might make sense as whilst you need a lathe each, many accessories can be acquired jointly, meaning twice as many toys! Geoff and David are pleased with their belt sharpener and have an interesting solution to benchtop lathe dust extraction with the flexible hose mounted into the bench from where hoses go out to Camvac (with a handy switch under the worktop). A neat idea, which will encourage you to use the extractor – probably a good idea if you are sharing a small space with someone else! The warm air exhausted by the Camvac is even recirculated for a bit of winter warmth.

The two peppermills, one turned by each of them, was a test of their synchronicity! They find that having an immediate source of opinion and support can be very useful.

Geoff says turning should be enjoyable, and he likes to turn functional items; he produces very elegant oil lamps, lidded pots and boxes, bowls and treen. At the moment, the lad from South Wales is making a Welsh Lamp. He has been woodworking all his life, turning for 10 years and uses a Coronet Herald lathe. He likes carbide tools, considering them very versatile – from bowl to pen with the same tool! Geoff's working life was spent as an auto-electrician, including modern and classic Jaguars which he got to drive – although he had to go home in his '74 Triumph Dolomite! Helping out in the family hotel led to a lifelong interest in cooking, especially curries. CSW numbers have been swelled by his Ten-Pin Bowling friends being encouraged to become members.

Examples of Geoff's accomplished work.




Subs please!

If you have yet to renew your membership please bring £30 cash to the next meeting or make a bank transfer. If you are not renewing for whatever reason please send me an email to save me chasing you unnecessarily – many thanks!

This Month's Pick of the Pics

My son wanted to borrow my cordless drill. 'Here you go boy, use Grandads'



Contributions to this e-newsletter are very welcome as are suggestions and comment. I am particularly interested in the story of projects which members have taken on. Please take a couple of photos, scribble down some background notes and I'll put it all together for the newsletter.

Editor: Andy Ogilvie e-news@christchurchwoodturners.org.uk