

Christchurch Society of Woodturners

e - newsletter

February 2023

January Meeting


Many thanks to Paul for the demo on buttons in preparation for next month's competition – please enter! There was a wide range of options presented on the night, summary now recorded on the website. There is plenty of room for creative designs and 'added value' for those of you who like to indulge in the more complex. A matching set of two or more buttons / toggles / fasteners please – hopefully something unusual and different to those for sale on ebay at £5 for 10. Paul's exemplars are shown right and below, as expected, is Vic's hole drilling steady with interchangeable insert which has the same function as Paul's drilled wood dowel for the tool post.



Appraisal / Display Table

Paul Reeves brought in two bowls – one in Maple Burr and the other a lightweight bowl within a bowl. By way of a follow up to the nutcracker demo, the thread cutters used were displayed but Paul also showed the possible use of a modified set screw and nut to cut the threads. And just for good measure - a couple of spheres (must have some big woodworm in that workshop?!)





David Game has braved the cold to produce a stool and a skittle game – quality spindle turning and no doubt with the help of his trusty skew chisel.



Andy Ogilvie produced an oval box (faux ivory top) on his ornamental lathe with a specialist chuck and hollowed a vase from a piece of (badly split) Fig.



Via email: David Patrick and Geoff Beddoe have jointly invested in a threading cutting jig which they used to cut the 16tpi thread in this Sapele box.



Geoff also made the replica oil lamp (right) from Monkey Puzzle and spalted Beech, and David the segmented bowl in Tulip and Mahogany (below). Further details on these projects are on the club website. Thanks to David and Geoff for sharing their work.



From David Game's Workshop

Here is a pictorial record David's stool project which he brought for the display table last meeting. It is easy to appreciate the turning but do not overlook the great care and skill in, for example, getting the stretcher holes in the right place at the right angle. Indeed, chatting to David on the night it was these aspects of the build which pleased him most.

If you have a project on the go, please take a few photos and send them in for me to let other members appreciate your efforts.



Internet

This month's suggestions from Vic:

Some interesting links on this home page

<https://www.redoakhollow.com/index.php>

Trent Bosch Studios. Check out the links

<https://trentbosch.com>

Making a carvers mallet with a brass head. In German but still worth a look!?

<https://youtu.be/TV36EQGu-FY>

One for the Chairman perhaps?!

<http://www.ornamentalroseengine.com/index.htm>

Next Year's Programme – Have your say!

If you have any suggestions for next year's demonstration or workshop topics, please let me know as we will be putting the programme together in the next few weeks. We do have a number of ideas but further suggestions would allow us to coordinate topics over the next 18-24 months. I would be interested to hear your thoughts on what we should offer in the December meeting – a 'Christmas Special' as this year or something else? Please speak to any committee member or email me directly

chairman@christchurchwoodturners.org.uk

Advance Notice of AGM

The club AGM will be held on Thursday 16 March 2023, 7.30pm, MWCC. Any items for the agenda should be sent to the secretary, Trevor Elliott secretary@christchurchwoodturners.org.uk

We are hoping to offer a wood sale as well.

If you were the recipient of a trophy last year please bring it to the February meeting to allow us to get them engraved for next year's winners – many thanks.

It's Not Woodturning

but I know many of you are interested in photography. Vic Russell has sent these fabulous images for the photo-artists amongst you to appreciate. Catch Vic at the next meeting for technical tips!



Introducing

Rob Sylvester has only been a member for 18 months and was recommended to the club from a Sway group of woodworkers where he also did some carving. A memory of some basic turning from his school days sparked an interest in pursuing it as a hobby in retirement. He has an Axminster lathe but has yet to establish proper workshop space (several Labradors and their paraphernalia take priority apparently!) so he is reliant on the Sway group or Paul for lathe time. Even so, he has set about refining his bowl technique in particular but as the images show he has also produced a couple of very nice boxes.

He has a musical background, plays several instruments and loves classical music – useful for his career in Film Editing, with the BBC initially before going freelance, working on dramas, documentaries, music and arts programmes largely for BBC and Channel 4.


Other interests are dabbling in cruiser sailing and enjoying both eating and cooking various cuisines.

A lifelong interest in motorbikes started when he was able to ride a Matchless 350 round a local farm at the age of 13; he now has a BMW GS1200. His four-wheeled history started with a '57 Morris Minor which he hand painted black to cover up a patchwork of greens so he didn't get stopped so often!

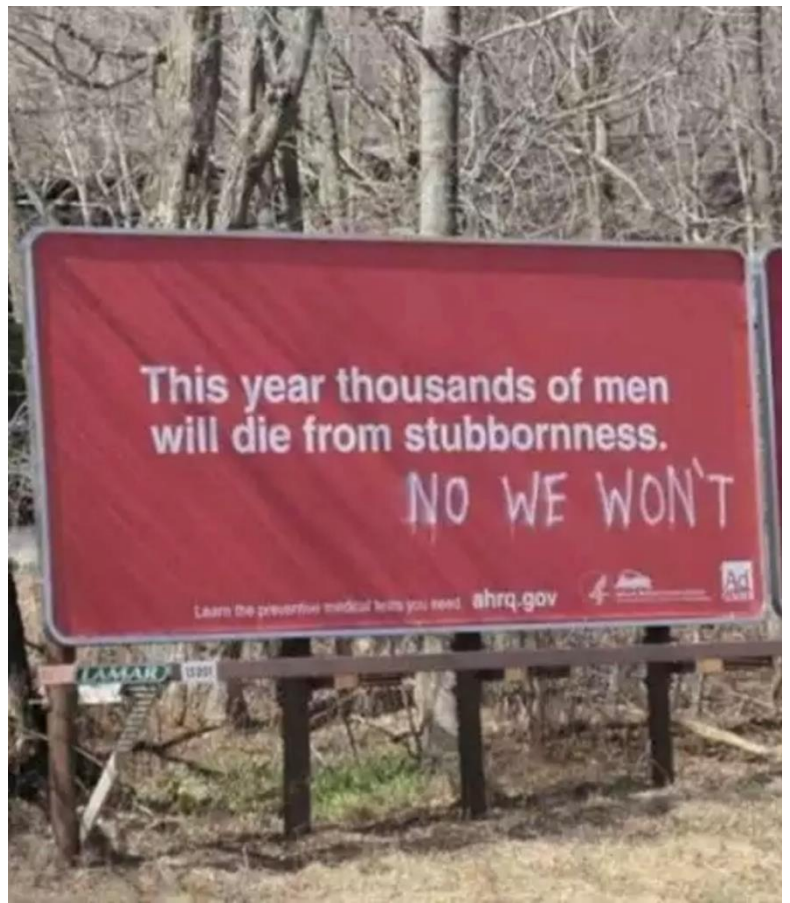


Just a Thought

This is one of the realist things I've read...



This Month's Pick of the Pics



Contributions to this e-newsletter are very welcome as are suggestions and comment. I am particularly interested in the story of projects which members have taken on. Please take a couple of photos, scribble down some background notes and I'll put it all together for the newsletter.

Editor: Andy Ogilvie e-news@christchurchwoodturners.org.uk